

**Tamilnadu Chapter of
Indian Association of
Physical Medicine & Rehabilitation**



IAPMRCON2024



**PSG Institute of Medical Sciences & Research
COIMBATORE**

**52 Annual
National
Conference
of IAPMR**

Organised by

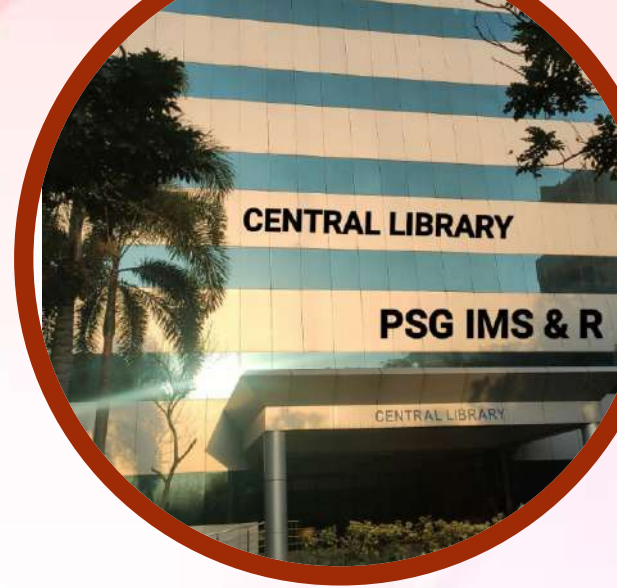
Tamilnadu Chapter of Physical Medicine & Rehabilitation

www.iapmrcon2024.in

February 1st to 4th - 2024
(Thursday to Sunday)

**PSG Institute of Medical
Sciences & Research**

Avinashi Road, Peelamedu, Coimbatore
Tamilnadu, India



**52 Annual
National
Conference
of IAPMR**

**IAPMRCON 2024
@ Coimbatore**

Organised by
**Tamilnadu Chapter of
Physical Medicine &
Rehabilitation**

The conference theme

PMR 360⁰





Dr. T.S.Chellakumarasamy

President, TNIAPMR (2022 - 24)

97508 96666

tniapmr2021@gmail.com

Welcome to the IAPMRCON2024!

We live in a time and a world characterized by change and uncertainty. In this context, the study of Physical Medicine & Rehabilitation, in all its forms, is at the core. The state chapter association for scholars – TNIAPMR is engaged in the study, teaching, and application of all aspects of Rehabilitation for the betterment of our people & society.

Our diverse members engage with the essential rehabilitation issues of our time. As such, our scholarship shapes the next generation of researchers, addresses societal concerns, and informs a broad swath of communities outside of academia.

We are organized into various Divisions and Interest Groups, each representing a subfield in the study of PM & R Viz., Neuro Rehab, Paediatric Rehab, SCI Rehab, Cancer Rehabilitation, Critical Care Rehab, Sports Rehab Medicine, Cardiac Rehab, Interventional Pain Rehab, Ergonomics, etc., The breadth of divisions and interest groups is our strength, showcasing our wide-ranging discipline in which different aspects of Rehabilitation are linked not only by common processes and structures but also by diverse theories, practices and methodologies.

Our flagship event is the annual national conference. In the past several years, average registrations have been increasing and indications are that attendance is poised to grow now in 2024 to the record high. In 2020 we held our first virtual conference as a consequence of the global Covid-19 pandemic, and we did our two physical conferences in 2021 & 2022 with some constraints.

On behalf of TNIAPMR, I welcome you one and all for this grand event of PM & R, this time at COIMBATORE, Tamilnadu, a very well known part of INDIA for its unique and special hospitality.



Dr S Padma Rani

Organising Secretary
IAPMRCON 2024

Department of Physical Medicine & Rehabilitation, PSG Institute of Medical Sciences & Research, Coimbatore is privileged to host the **52nd Annual National Conference IAPMRCON 2024** of the Indian Association of Physical Medicine & Rehabilitation [IAPMR].

The Tamilnadu Chapter of IAPMR and myself, The Organising Secretary welcome you all for the most expected wonderful Academic Feast!

The conference theme "**PMR 360^o**", has been carefully chosen to mark this milestone and experience. The conference will be held on **February 1st, 2nd, 3rd & 4th - 2024** at **PSG IMS&R, Coimbatore**, Tamilnadu (India).

IAPMR has made enormous contributions to research, teaching, and practice in different sectors of comprehensive rehabilitation and pain management. This **52nd National Conference** will serve as knowledge sharing platform with wisdom talks, thought provoking discussions and live workshops.

The conference will have one day pre-conference hands-on workshops followed by scientific sessions pertaining to the theme of the conference: "**PMR 360^o**". It will take us to a destination where we have never been, exploring newer facets in the field which will help formulate better treatment outcomes for patients.

On behalf of the Organizing Committee, we invite you and your family members to this extravagant event of our specialty, which is taking place in one of the most energetic metro city, Educational and medical tourism hub & The Manchester of South India.

The Tamilnadu state is the heart of ancient Tamil Arts, Architecture, Heritage, Tradition and Culture, yet moves forward to the new modern World.

You can also explore new region, culture, food, flavors, tamil traditional costumes, tourism spots like Ooty, Coonur, Kothagiri, Mettupalayam (Theme Park), Isha Cultural Centre, Sirvuni Dam, Kovai Kuttralam (Water Falls), Maruthamalai (Murugan Temple), Gee Dee Naidu Museum, Century Old Agri University & many more.

With above locations we assure you a wonderful and extraordinary experience of life time in our **IAPMRCON 2024**. May your presence to help us create an environment of relearning the skills, get the knowledge of seniors and stalwarts, reconnecting with old and new friends.



IAPMRCON 2024 Secretariat :
Prof. **Dr. V. Ramamoorthy**, Room No. 171, A Block,
PSG Super Speciality Hospital, Coimbatore - 641 004.

94895 35506
98437 16566
research@iapmrcon2024.in

Organising Committee

PATRON



Prof Dr. P.Thirunavukkarasu
Director, GIRM, KK Nagar,
Chennai



Prof Dr. T. Jayakumar
Director (Retd.), GIRM, KK Nagar,
Chennai

CO-PATRONS



Dr. T.M.Subba Rao
Principal, PSG IMS & R
and PSG HOSPITALS
Coimbatore



Dr. J.S.Bhuvaneshwaran
Director,
PSG Super Speciality Hospital
Coimbatore



Prof. Dr. V.Ramamoorthy,
HOD - Dept of PMR.,
PSG IMS & R,
Coimbatore

Organising Committee

IAPMR National Executive Committee 2023-25



Dr. Ajay Gupta
IAPMR - National President



Dr. Muralidharan PC
IAPMR - Vice President



Dr. Sanjay Pandey
IAPMR - Hon. Secretary



Dr. Selvan P
IAPMR - Joint Secretary



Dr. C. Chetan
IAPMR - Treasurer

Organising Committee

IAPMRCON 2024



Dr. T.S.Chellakumarasamy
Organizing Chairman



Dr. S.Padma Rani
Organizing Secretary



Dr. Vijay Kumar Manda
Organizing Joint Secretary



Dr. R.Priyavadhana
Organizing Treasurer

Organising Committee

Scientific Committee



Prof. Dr. U.Nandhakumar Nair
Patron



Dr. A.J.Rajendran
Chairman



Dr. Henry Prakash
Co-Chairman



Dr. Navin Kumar
Convenor



Dr. Sivaruban
Convenor



Dr. K.Chitrarasu
Convenor



Dr. Jayaseeli
Member



Dr. Miruna Shree
Member



Dr. Umashankar
Member



Dr. Suganthi
Member



Dr. Ikram
Member

Organising Committee

Advisory Committee



Dr. C.Ramesh
Member



Dr. Elango
Member



Dr. Suranjan Bhattacharjee
Member



Dr. Loganathan
Member



Dr. C.Ambalavanan
Member



Dr. Edmund D'Couto
Member



Dr. Kaniarasu
Member



Dr. K.A.Thiagarajan
Member

Organising Committee

Workshop Committee



Dr. P. Udhaya Singh
Chairman



Dr. Sundar
Convener



Dr. Feroz Khan
Convener




Dr. S. Ramanikanth
Convener

Souvenir Committee



Dr. C. Kalpana
& Team



Dr. Noorul Amin Shahid
& Team

Accommodation Committee



Dr. Karthikeyan
& Team

Auditing Committee



Dr. K. Nithya Manoj
& Team

Highlights

- **Focused Lectures** - To learn from others experience
- **Case Discussion** - To learn from each others experience
- **Panel Discussion** - To clear doubts from seniors and experts in our field
- **Debate Sessions** - To have an advanced learning curve
- **PMR Quiz** - To have a competition for gaining broad knowledge
- **Clear Cut Take Home Message** - To apply in our practice and for the benefit of patients.
- **Live In-Box Procedure Training** - To improve your surgical / practical expertise and skills from PM&R stalwarts
- **Trend Changing Conference** - Focusing for next ten years growth in our field as well as to equip our budding physiatrists adequately.
- **Key Note Lectures** - To prepare for your exams as well as knowledge for your practice.
- **Tips from Seniors** - To equip you with sharp answers and knowledge for your exams as well as rehab practice.
- **Learn Tricks** - To give a unique touch of heal to your clients as well as to come out of your examination evaluations successful.

Invited Faculties

Interested faculties (not below the rank of Assistant Professor) are requested to submit a letter of intent on the following Topics by **December 15th, 2023** to abstract@iapmrcon2024.in

- **Interventional pain management**
- **Artificial Intelligence in PM & R practice**
- **Ophthalmological Rehabilitation**
- **Pediatric Rehabilitation**
- **Cancer Rehabilitation**
- **Ortho & Neuro Rehabilitation**
- **Regenerative therapy in PM & R**
- **Rehabilitation in Palliative care**
- **Critical care Rehabilitation**
- **Kinesiology and taping**
- **Sports medicine**
- **Virtual reality and its usage in PM & R**
- **Assistive Technology in Rehabilitation**
- **Advances in Orthotics & Prosthetics**
- **Neuro Modulations**

kindly send your letter of intent on any of the above topics & details to :

research@iapmrcon2024.in

VENUE 1 - PSG Medical College

FORENOON

1. Ultrasound guided interventions for pain management in PMR- by ***Dr. Sreejith, Dr. Ramanikanth & Team***

AFTERNOON

2. Critical care Rehabilitation -by ***Dr. A. J. Rajendran & Team***

VENUE 2 - Royal Care Hospital

FORENOON

3. Foot Care - the Physiatrist Way -by ***Dr. R.Priyavadhana and Team***
4. Exploring Magnetic Stimulation in PMR practice - by ***Dr. Nithya Manoj, Dr. Vijay Kumar Manda & Team***

AFTERNOON

5. PMR way of Ergonomic risk analysis / Instrumented Evaluation of Posture, Gait and Running - By ***Dr. Noorul Amin Shahid, Dr. Sundar and Team***
6. PMR Role in Cerebral palsy evaluation and Aquatic Rehabilitation - by ***Dr. Feroz Khan, Dr. Shehadad and Dr.Soumya Viswanath & Team***

Backup Workshop

7. PMR Role in Electro physiological studies and application in clinical practice- by ***Dr.P.Udhayasingh***

Work shop Locations

VENUE 1 - PSG Medical College



PSG Institute of Medical Sciences & Research

Post Box -1674, Opp. Avinashi Road, Peelamedu, Coimbatore
Tamilnadu, India.

VENUE 2 - Royal Care Hospital

Institute of Physical Medicine & Rehabilitation (7th Floor)



Royal Care Super Speciality Hospital

Near L&T Toll Gate Bye Pass 1/520, Salem - Kochi Highway,
Neelambur, Coimbatore - 641062
Tamilnadu, India

Workshop Terms & Conditions

1. Each Delegate can choose TOTALLY any Two workshop, (one in Forenoon and one in afternoon) AT ANY ONE VENUE ONLY.
2. Fees ₹.4,000/- for Workshop is for both forenoon and afternoon sessions. if any delegate wants to attend only one session, fees remains the same. Interchange of venue is not feasible owing to travel time between two venues and practicality of completing time at forenoon Session and starting time of afternoon session in other venue may vary.
3. Each Workshop can accommodate only 20 Delegates to the maximum and is based on First register first served basis. Once House full message is displayed, no more delegates can be accomodated in that particular workshop during registration process.
4. No change in Workshop choice is allowed after the registration time.
5. Delegates are advised to keep up sharp timings so that afternoon sessions are not delayed .
6. A good, working lunch, morning Hi-tea & Evening Hi -Tea are scheduled at the workshop venues.
7. Delegates are requested to book your travel schedules as well as accommodations well in advance
8. Location of the both the workshops shall be shared to each delegates registered individually and you are requested to reach the respective venue atleast 30 mins in advance to the workshop starting time.
9. Afternoon sessions ending time may vary and delegates are requested to plan their evening outings after 6 pm approx.
10. Breakfast and Dinner are not scheduled on Workshop Date (Feb 1st 2024) owing to different locations & difference in workshop Timings. So delegates are requested to plan for the same themselves.

Abstract Guidelines

1. Last date for submitting the abstracts is **11-12-2023 Monday 5.00 pm**
2. Presenting author must be a registered participant of the conference.
3. Presenting author must indicate whether the abstract is for the free poster / paper / or award poster/paper.
4. Abstracts must be original. They should not be or have been published or presented at any other meeting.
5. Abstract title to be limited to 20 words in BOLD UPPER CASE (Times New Roman font, size 14)
6. Text to be limited to 250 words for posters and 300 words for paper (Times new roman size 12) and is to be structured within the following headings
 - * Title
 - * Poster or Platform presentation
 - * Presenting author followed by coauthors names
 - * Email id for communication
 - * Institution Name, State
 - * Phone number & Passport Size Photo

If A Clinical Study

- * Introduction - Indicate the purpose and objective of the research.
- * Materials and Method - Describe the setting, location for the study, study design, study population, data collection and method of analysis used.

Abstract Guidelines

- * Results - Present as clearly and detailed as possible the findings / outcome of study, with specific results in summarized form.
- * Conclusion - Briefly discuss the data and main outcome of study.

If A Case Report

- * Introduction
 - * Case presentation
 - * Discussion
 - * Conclusion
7. Please do not include tables, graphs and images in the abstract.
 8. Abstract should be submitted online only.
 9. The presenting author is required to ensure that all co-authors are aware of the contents of the abstract before submission.
 10. The Scientific Committee has the right to accept or reject any presentation after peer review. The decision of the Scientific committee with regards to submitted abstracts shall be final.

kindly send your letter of intent and abstracts / details with
your recent passport size color photo to :

abstract@iapmrcon2024.in

Free Paper Presentation Guidelines

Observing Your Allotted Time

- The total time allotted to each presenter is 10 minutes,
- Key Speakers 10+2 minutes and Sponsors presentation 15 minutes.
- You should plan to speak during the allotted time and keep 1 minute for question and answer.
- There is NO EXCUSE for using more than your allotted time.
- KINDLY rehearse your presentation several times to make it within allotted time.
- It will be good for your audience, the Session Chair and the other speakers if you speak within your allotted time.
- The Session Chairs are instructed to adhere to the printed schedule for the session.
- Session chairs should inform presenters of the session type and length of presentations.
- With parallel sessions this is critical to the overall success of the conference.

Send your Free Papers to

abstract@iapmrcon2024.in

mentioning it in the SUBJECT specifically.

Abstract Template

Abstract Title (Times New Roman 11pt, Bold, Spacing 10pt after)

- All abstracts will be blind reviewed-please do not add author, co-author names or affiliations.

Introduction (approx 75-100 words, Times New Roman, 9pt)

- Also called “Introduction”, this section describes the study’s relation to past research, rationale, and prepares for the aim,
- The Background starts with a general context and then leads towards the actual (clinical/technical/educational/...) problem that the study addresses.
- Also cite relevant previous works [#] (from one’s own or from others) to further direct the reasoning towards the aim. This section is used by reviewers to assess “relevance”.

Aim (approx. 30 words, Times New Roman, 9pt)

- The aim (or purpose, or, objective, or research question) is a concise statement of the goal, phrased in a precise way that was targeted by this study.

Method (approx 100 words, Times New Roman, 9pt)

- The method refers to how the study is designed and executed, by describing all the steps and selections that were made to fulfill the study’s aim and to allow the reader to critically appraise the results.
- For most clinical studies, this includes participant selection criteria, agenda for each person who took part, measurements and interventions that were performed; how the data was processed into the concepts mentioned in the aim, and statistical evaluation.
- For nonclinical studies, the structure is less straightforward but relevant details must be provided, especially if the method is (technological) innovative.

Abstract Template

Results (approx 130 words or less if you paste an image or insert a table, Times New Roman, 9 pt) Graph / Picture

- This section describes the actual results of your study. The main result should be presented in a manner that fits the way the aim of the study was phrased.
- It is encouraged to visualize the main results using a figure. Also, a table might be a concise way to present structured data. To ensure readability for figures and tables, please consider minimizing the amount of information included, avoid small font sizes, and no colours. Preferably describe your results in numbers and add statistical significance (p-values) if appropriate.

Discussion & Conclusion (approx 70, Times New Roman, 9pt)

- While the result section presents focused outcomes, the discussion provides interpretation of the results.
- Discussion relevant questions can include: “are there important study limitations?”, “do the results confirm or conflict with previous results?”, “are the result generalizable?”
- After all relevant considerations, a final conclusion must be written.
- This conclusion should relate to the aim and not overstretch the importance of the results.

References (optional, Times New Roman, 9pt):

- This is optional, but necessary if you build on previous work. Very short style is common in abstracts, meaning:
 1. First author’s name; year and abbreviated journal only.

abstract@iapmrcon2024.in

Guidelines For Poster Presentation

General Aim and Format :

- A poster is a graphically based approach for presenting research in presenting your research with a poster, you should aim to use the poster as a means for generating active discussion of the research.
- Limit the text to about one-fourth of the poster space and use “visuals” (graphs, photographs, schematics, maps etc.) to tell your story”.

Design and Layout Specifications :

- The poster must be 36 x 48 inch (915mmx1220mm) size. It will be mounted on a board. The poster does not necessarily have to fill the working area.
- The board must be oriented in the “Portrait” position (long a Dimension is vertical).
- Make it obvious to the viewer how to progressively view the poster. The poster generally should read from left to right, and top to bottom.
- Divide the poster into columns (3-5 across depending on poster size)
- Use headings to identity sections.
- Avoid long stretches of text.
- Break up text with pictures, tables, figures, etc. For visual appeal and to save space, use graphics instead of text to illustrate points.
- Leave some open space at least 35% of your poster in the design An open layout is less tiring to the eye and mind
- Bring board pins or double sided tape to mount your poster.

Contents :

- Your Poster should attract viewers quickly within few seconds.
- A poster is not an enlarged journal article- be brief, concise and don't overwhelm viewers with too much information.

Guidelines For Poster Presentation

- Use short sentences or bulleted text.

Standard Components :

- A banner displaying your poster title, name, and department (or class, if appropriate) should be positioned at top-centre of the poster. Typical headings:
 - Introduction
 - Methods
 - Results
 - Conclusions
 - References
- Acknowledgement of funding source if applicable.

Style :

- Use Arial fonts for titles and headings.
- Use Times New Roman fonts for the body.
- Do not use all CAPS, as it is hard to read. Try to use “Sentence case”.
- Text should be legible from three to five feet away. Title font size should be about 100 points or larger and text 24 points or larger. However, font size is about judgment and what looks best with your poster.
- Graphs and tables should be large (minimum of 8.5 x 11 inches is preferable).

Colours :

- Colour should be used to unify the poster.
- Choose 2 or 3 colours and keep them consistent.
- Use strong primary colours.
- Use colour to highlight keywords in text. However, most text should be black.
- Backgrounds should be plain (white is a good choice). Avoid backgrounds with patterns or gradients sometimes they do not print well.

Guidelines For Poster Presentation

Graphics :

- Graphics should have a resolution of at least 300dpi.
- Try to avoid using screen shots – they are usually 72 dpi – screenshots are extremely blurry when printed on a large poster.
- DO NOT make graphics larger by stretching them on the screen. They will not look good. Size and resolution must be captured at origination (i.e.: scanning at a high resolution).
- Excel graphs and clip art are okay to manipulate because they are different types of graphics than digital photos or scanned images.

Miscellaneous Suggestions :

- SIMPLICITY IS THE KEY Keep to the point, and don't try to cover too many things. Present only enough data to support your conclusions. On the other hand, make sure that you present sufficient data to support your conclusions.
- When you begin to make your poster, first create a list of the visuals that you would use if you were describing your project with only the visuals. Write the text after you have created the list of visuals
- Before the poster session, rehearse a brief summary of your project. Many viewers will be in a hurry and will want a quick “guided tour” of your poster. Don't be afraid to point out uncertainties in your work, this is where you may get useful feedback.

Awards :

- There are Best Professional poster presentation and Students Poster presentation each.

Send your Posters to

poster@iapmrcon2024.in

mentioning it in the SUBJECT specifically.

Registration Fee

Category	Early Bird (Till 30-11-2023)	Regular (01-12-2023 to 15-01-2024)	Spot (16-01-2024 to 02-02-2023) Kit not assured
PGT	Rs. 7,000	Rs. 8,000	Rs. 12,000
IAPMR Members	Rs. 8,000	Rs. 10,000	Rs. 14,000
Accompanying Persons (Above 7 Years)	Rs. 7,000	Rs. 7,500	Rs. 8,000
Accompanying Person (Age Below 7 Years)	Rs. 4,000	Rs. 5,000	Rs. 6,000
IAPMR Non Members	Rs. 10,000	Rs. 12,000	Rs. 16,000
Overseas IAPMR Member	150 USD	200 USD	300 USD
Overseas Non Members	200 USD	250 USD	400 USD
Workshop Fee	Rs. 4000	Rs. 6,000	NA

Kits only for delegates registering till 15-01-2024

GST 18% Extra

Account Details

Name of Account : **IAPMRCON 2024**
Account Number : **1200 2549 8067**
Bank : **Canara Bank**
Branch : **Neelambur**
IFSC Code : **CNRB 000 3557**
Type of Account : **Current Account**

IAPMRCON



321419650498067@cnr

BHIM  **UPI** 

Department of PMR - PSG IMS&R



About Coimbatore

Often called as kovai city, is a popular Business Capital of Tamil Nadu state, and also a major Educational and Medical Tourism Hub in South India.

Coimbatore is the third largest city of the state, one of the most industrialized cities in Tamil Nadu, known as the textile capital of South India or the Manchester of the South India, the city is situated on the banks of the river Noyyal, Coimbatore existed even prior to the 2nd or 3rd century AD by Karikalan, the first of the early Cholas. Among its other great rulers were Rashtrakutas, Chalukyas, Pandyas, Hoysalas and the Vijayanagara kings. When Kongunadu fell to the British along with the rest of the state, its name was changed to Coimbatore and it is by this name that it is known today, in local Tamil language it is also called as Kovai.

In the rain shadow region of the Western ghats, Coimbatore enjoys a very pleasant climate all the year round, aided by the fresh breeze that flows through the 25 kms long Palakkad gap. The rich black soil of the region has contributed to Coimbatore's flourishing agriculture industry and, it is in fact the successful growth of cotton that served as a foundation for the establishment of its famous textile industry. The first textile mill came as far back as 1888 after that many textile mills were started and provided many employment opportunities within as well as neighboring Districts. The result has been a strong economy and a reputation as one of the greatest industrial cities in South India.

There are more than 25,000 small, medium, large scale industries and textile mills are situated. Coimbatore is also famous for foundry and automobile industries, manufacturing of textile industry equipment, spares, motor pump sets, wet grinders and varied engineering goods and services. The development of Hydro electricity from the Pykara Falls in the 1930 led to a cotton boom in Coimbatore.

Coimbatore serves as an entry and exit point to neighboring Kerala State and the very popular hill station of Udhagamandalam (Ooty) is 70 kms from Coimbatore. It is the disembarking point for those who want to take the Mountain train that runs from Mettupalayam just 35 kms away from Coimbatore, regular bus services also available daily from Coimbatore to Ooty and other districts, towns and major cities.

Coimbatore 360°

COIMBATORE

Geedee Naidu Car Museum



COIMBATORE

Perur Siva Temple



KOTAGIRI

Hill Station



COIMBATORE

St. Anthony's Church (1859)



COIMBATORE - ISHA

Cultural Centre



COIMBATORE

Agriculture University



MARUTHAMALAI

Hill Temple



KOVAI KUTRALAM

Water Falls



COONOR

Hill Station



METTUPALAYAM

Theme Park




OOTY HILL TRAIN



OOTY



Venue Location



**PSG Institute of
Medical Sciences & Research**
Avinashi Road, Peelamedu, Coimbatore
Tamilnadu, India





IAPMRCON2024



**PSG Institute of Medical Sciences & Research
COIMBATORE**

info.iapmrcon2024@gmail.com

www.iapmrcon2024.in